

VOLVO WHEEL LOADERS

L45G, L50G

8,6-9,9 t 99-118 hp



A PASSION FOR PERFORMANCE.

At Volvo Construction Equipment, we're not just coming along for the ride. Developing products and services that raise productivity – we are confident we can lower costs and increase profits for industry experts. Part of the Volvo Group, we are passionate about innovative solutions to help you work smarter – not harder.

Helping you to do more

Doing more with less is a trademark of Volvo Construction Equipment. High productivity has long been married to low energy consumption, ease of use and durability. When it comes to lowering life-cycle costs, Volvo is in a class of its own.

Designed to fit your needs

There is a lot riding on creating solutions that are suited to the particular needs of different industry applications. Innovation often involves high technology – but it doesn't always have to. Some of our best ideas have been simple, based on a clear and deep understanding of our customers' working lives.




You learn a lot in 180 years

Over the years, Volvo has advanced solutions that have revolutionized the use of construction equipment. No other name speaks Safety louder than Volvo. Protecting operators, those around them and minimizing our environmental impact are traditional values that continue to shape our product design philosophy.

We're on your side

We back the Volvo brand with the best people. Volvo is truly a global enterprise, one that is on standby to support customers quickly and efficiently – wherever they are.

We have a passion for performance.



Volvo Trucks

Renault Trucks

Mack Trucks





UD Trucks



Volvo Buses



Volvo Construction Equipment



Volvo Penta



Volvo Financial Services

INTRODUCING THE BEST ALL-ROUNDER.

Volvo proudly introduces the L45G and L50G wheel loaders, built to perform on every site. The compact design enables easy manoeuvrability into small spaces, while Volvo's innovative TP linkage gives you the benefits of two machines in one. Experience the versatility for yourself.

Load-sensing hydraulics

Load-sensing hydraulics deliver power to hydraulic functions only when it's needed, without unnecessary oil pumping, for lower fuel consumption and more sensitivity in load handling.



High lifting force

A careful balance between lifting, break out and tractive forces provides highly effective bucket penetration for all types of digging conditions.

Pilot-controlled valves

Smooth and precise pilot-operated hydraulics enable the operator to easily control attachments with minimum effort and high precision in all applications.

Log grapple

Breakout torque in all positions means you can always control the load.



Aggregate

The high roll back angle in carry position and the high bucket fill ensure a transport without losses over long distances.

Hi tip

High reach and load stability give you effective load dumping in high trucks.



Patented TP linkage

Volvo's unique Torque Parallel linkage combines the benefits of Z-Bar and Parallel linkage in one to give you high breakout torque and excellent parallel movement through the entire lifting range.

YOUR CONTROL CENTRE.



Industry-leading cab

Volvo's cab provides the best operator environment. The spacious design has adjustable steering wheel, seat and armrest, easily located controls and excellent all-round visibility.

Step into Volvo's industry-leading cab; your customized control room. Create your perfect working environment by adjusting the seat and steering wheel to fit your needs, then select the easy-to-reach controls. Excellent all-round visibility gives you the best view of your efficient work.

Fitted to your needs

Operate with a joystick or multi-lever hydraulic pilot control, depending on your preference. Both provide steady and precise load control.

Contronic system

Reduce your downtime with Volvo's state-of-the-art Contronic system, which continuously monitors machine performance and communicates diagnostics to the operator via a screen in the cab.

Climate control

Operators remain focused and efficient thanks to Volvo's climate control system. Select optional Automatic Heat Control (AHC) or Air Conditioning (AC) for the perfect cab temperature.



Steering wheel

Steering wheel tilts and can be adjusted to the right height for the perfect operating position.

Low sound level

Moulded cab roof and wall keeps noise and vibration to a minimum so operators can work without distraction.

Cab access

Large, anti-slip steps and handrails for easy cab entry and exit.

LATEST ENGINE TECHNOLOGY.

Volvo machines work hard on your job site, not on the environment. Power and efficiency are at the heart of Volvo's engine, which uses the latest technology to meet Tier 4 Interim/Stage IIIB regulations and reduce emissions as you operate. Environmentally responsible and powerful; that's Volvo.

Reduce emissions on the move

Volvo's regeneration system works to reduce emissions without interrupting operation. Particles collected during filter cleaning are oxidized and transformed into non-toxic CO₂ every 6-10 hours.

Engine cooling fan

Reduce maintenance with an optional reversible engine cooling fan. The automatic fan blows air back through the cooling pack to remove debris drawn into the radiator and only operates when needed to save fuel.



Diesel Particulate Filter (DPF)

New to Tier 4, the Diesel Particulate Filter (DPF) traps and temporarily holds exhaust particulates (soot) as the machine operates, which are later incinerated inside the DPF during the regeneration process.



Tier 4 Interim/Stage IIIB engine

Volvo's powerful, fuel efficient diesel engine has the latest V-ACT technology to provide high torque at low engine speeds. The engine is specially engineered to meet the latest Tier 4 emissions requirements for environmental responsibility.

TACKLE EVERY TERRAIN.



Optimized driveline

The engine, transmission and axles are all designed to work in perfect harmony with the hydraulics and steering for superb quality, performance and reliability.

Whether working on rough terrain or smooth concrete, Volvo's L45G and L50G wheel loaders give you top performance. Quality is built into every inch of the machines, from the differential lock that transfers 100% power to all wheels, to the hydrostatic transmission which offers smooth speed increase. Conquer your site with Volvo.

Inch-brake pedal

The inch-brake pedal enables further machine control. Apply light pressure on the pedal to slow down using the transmission, and further pressure to engage the axle brakes to hold the loader while operating on an incline.

Differential lock

The operator can select the differential lock to transfer 100% power to all wheels to reduce tire slippage for maximum traction on soft and slippery ground.



Heavy-duty axles

Heavy-duty axles transfer rimpull to the operation. Axle housings absorb all loads from the machine weight to reduce working stress on the axle shafts for longer service life.

Hydrostatic transmission

The machine is available in two versions of hydrostatic transmission: low and high speed. The fuel efficient hydrostatic transmission offers smooth speed progression for delicate work such as pallet stacking and high power transfer for more demanding conditions.

COMPACT YOUR SERVICE TIME.

Daily service and maintenance checks have never been easier thanks to the new compact design. Lift the engine hood to quickly access key components from the radiator to the hydraulic filters and use Volvo diagnostic tools to alert when service is required. Volvo keeps you working for longer.

Engine air filter

The dual element air filter is located in the engine compartment for full protection of the engine.



Analysis software

Maintain machine uptime by using Volvo's diagnostic computer-based analysis software. MATRIS analyses operational data from the machine's electronic control unit (ECU), while VCADS Pro can adjust machine function according to results.

Maintenance-free axle cradle

The rear axle cradle with integrated oscillating bearings are lubricated with the axle oil and protected by proven seals, saving you hours of maintenance time.



Maintain your uptime

Principle service points (radiator, battery, oil, air and hydraulic filters) are easily accessible under the engine hood, for quick completion of maintenance checks so you can spend more time working.

SMALL SIZE: BIG TALENT.



Patented TP linkage

Volvo's unique Torque Parallel linkage combines Z-Bar and Parallel linkage in one for high breakout torque and parallel movement through the entire lifting range.

Steering

Load-sensing hydrostatic steering system served from variable displacement pump. Excellent steering performance is maintained even at low engine speed. At the same time fuel consumption is reduced.

Hydraulic attachment bracket

Volvo's VAB-STD (TPV) and VAB-TPZ attachment brackets enable quick attachment changes for more flexibility on site.

Load-sensing hydraulics

Load-sensing hydraulics deliver power to hydraulic functions only when it's needed, lowering fuel consumption.

Volvo attachments

Volvo's range of high quality attachments are perfectly matched to the machine's linkage, hydraulics and driveline to work as one unit and increase productivity.



Optimized driveline

Engine, transmission and axles work in perfect harmony with the hydraulics and steering for superb quality, performance and reliability.





Industry-leading cab

Adjustable steering wheel, seat and armrest, easily located controls and excellent all-round visibility for the perfect operator environment.

Analysis software

Maintain machine uptime by using Volvo's diagnostic computer-based analysis software: MATRIS and VCADS Pro.



CareTrack*

Volvo's optional telematics system guides machine owners towards optimized productivity and their next service – remotely.



Maintain your uptime

The transverse engine design provides easy access to all service points under the engine hood, for quick completion of maintenance checks.



Tier 4 Interim/Stage IIIB engine

Powerful, fuel efficient Volvo engine with V-ACT technology for high torque at low engine speeds. Engineered to meet Tier 4 Interim/Stage IIIB emissions requirements.

Differential lock front and rear

Select the differential lock to transfer 100% power to all wheels and reduce tire slippage for maximum traction on soft and slippery ground.

* In markets where CareTrack is available

TOP PERFORMANCE DESERVES SUPPORT.

The day you receive your new Volvo Wheel Loader is just the start of your working relationship with Volvo. From service and maintenance to our CareTrack telematics system – Volvo has a comprehensive and sophisticated aftermarket portfolio to continuously add value to your business.

Volvo designed and built your machines, so no-one knows how to keep them working in top condition more than us. When it comes to your machine, our Volvo trained technicians are the experts.

Our technicians work with industry leading diagnostic tools and techniques, using only Genuine Volvo Parts to deliver the highest levels of quality and service. Talk to your Volvo dealer about how genuine Volvo services can best provide the service and maintenance plan that is the right fit for you and your business.



State-of-the-art machines require state-of-the-art support and your Volvo dealer can provide a catalogue of services designed to get the most out of your machine, helping you maximise uptime, productivity and residual value. Your Volvo dealer can provide a number of sophisticated support offers, including:

Service plans ranging from routine wear inspections, through to comprehensive maintenance and repair agreements.

Analysis and diagnostics to help you understand how your machine is running, highlight potential maintenance issues and identify where performance can be improved.

Eco Operator training courses can help your operators work towards a safer, more productive and fuel efficient performance.



CareTrack*

Ask your dealer about getting your Loader fitted with CareTrack, the state-of-the-art Volvo telematics system. CareTrack can give you the machine information needed for better planning and smarter working; such as daily usage reports, location reports and service maintenance reminders. You can save fuel. You can reduce costs. You can maximise profitability. You can with CareTrack.

* In markets where CareTrack is available

GET ATTACHED.

Get flexible on site with Volvo attachments. Choose from an extensive range of buckets, pallet forks and grapples, perfectly-matched to the machine's link-arm geometry and breakout force. Volvo's VAB-STD (TPV) and VAB-TPZ attachment brackets let you quickly interchange between options so you can 'attach and go'.


Standard Volvo Attachment Bracket (VAB-STD)

Volvo's standard hydraulic attachment bracket VAB-STD, also known as TPV, is internationally ISO standardized and allows a quick and safe interchange of attachments for more flexibility on site. The strong, open bracket design enables the operator to clearly see attachment points from the cab.



Volvo Attachment Bracket TPZ (VAB-TPZ)

The Volvo VAB-TPZ attachment bracket allows you to easily swap attachments with a TPZ interface. The sleek bracket design brings the attachment closer to the machine for better payload.



VOLVO L45G, L50G IN DETAIL.

Engine

Engine: Volvo's V-ACT Tier 4i / Stage III B approved, 4 liter, 4-cylinder in-line four stroke diesel engine, turbocharger with waste gate, Common Rail fuel injection, cooled external Exhaust Gas Recirculation (EGR), diesel particulate filter (DPF). The throttle application is transmitted electrically from the throttle pedal or the optional hand throttle.

Air cleaning: Three-stage Cyclone precleaner - primary filter - secondary filter.

Cooling system: Combi cooler with hydraulic, engine coolant and air-to-air after cooler.

		L45G
Engine		Volvo D4H
Max power at	r/s (r/min)	30,0 (1 800)
SAE J1995 gross	kW / hp	75 (102)
ISO 9249, SAE J1349 net	kW / hp	73 (99)
Max torque at	r/s (r/min)	24,2 (1 450)
SAE J1995 gross	Nm	425
ISO 9249, SAE J1349 net	Nm	406
Economic working range	r/min	1 200 - 1 800
Displacement	l	4

		L50G
Engine		Volvo D4H
Max power at	r/s (r/min)	31,7 (1 900)
SAE J1995 gross	kW / hp	87 (118)
ISO 9249, SAE J1349 net	kW / hp	85 (116)
Max torque at	r/s (r/min)	24,2 (1 450)
SAE J1995 gross	Nm	490
ISO 9249, SAE J1349 net	Nm	468
Economic working range	r/min	1 200 - 1 800
Displacement	l	4

Hydraulic system

System supply: One load-sensing axial piston pump with variable displacement. The steering function always has priority.

Valves: Double-acting 3-spool valve (4-spool valve optional). The main valve is controlled by an appropriate pilot valve.

Lift function: The valve has four positions: Lift, hold (neutral), lower and float position. Optional inductive/magnetic automatic boom kick-out can be switched on and off and is adjustable to any position between maximum reach and full lifting height.

Tilt function: The valve has three positions: Rollback, hold (neutral) and dump. Inductive/magnetic automatic tilt can be adjusted to the desired bucket angle (bucket positioner).

Cylinders: Double-acting cylinders for all functions.

Filter: Full-flow filtration through 10 micron (absolute) filter cartridge in a combined suction-return-filter. Integrated valve for thermostatically controlled oil circuit through the oil-cooler.

		L45G, L50G	
Working pressure max	Mpa	26	
Flow	l/min	132	
at Engine speed	r/s (r/min)	36,7 (2 200)	
Pilot working pressure	Mpa	2,5	
Cycle times		L45G	L50G
Raise	s	5,3	6,4
Tilt	s	1,1	1,6
Lower, empty	s	3,2	3,9
Total cycle time	s	9,6	11,9

Cab

Instrumentation: All important information is centrally located in the operator's field of vision. Display for Contronic monitoring system.

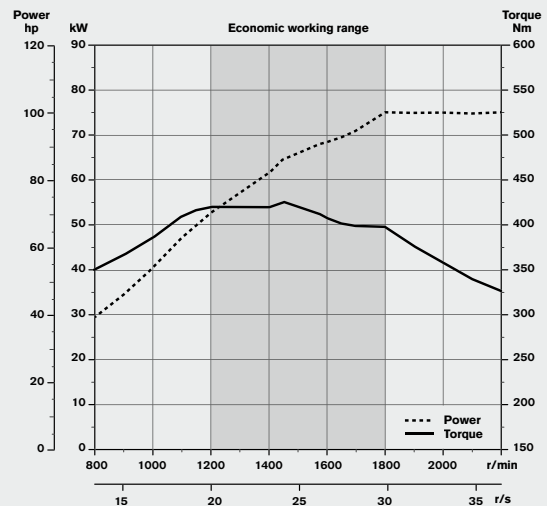
Heater and defroster: Heater coil with filtered fresh air and fan with auto and 11 speeds. Defroster vents for all window areas.

Operator's seat: Operator's seat with adjustable suspension and retractable seatbelt. The seat is mounted on a bracket on the rear cab wall and floor. The forces from the retractable seatbelt are absorbed by the seat rails.

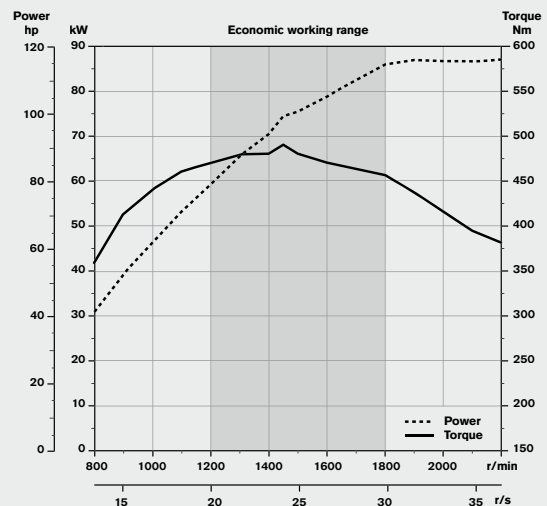
Standard: The cab is tested and approved according to ROPS (ISO 3471, SAE J1040), FOPS (ISO 3449). The cab meets with requirements according to ISO 6055 (Operator overhead protection - Industrial trucks) and SAE J386 ("Operator Restraint System").

		L45G, L50G
Sound level in cab according to ISO 6396:	LpA dB(A)	68
External sound level according to ISO 6395:	LwA dB(A)	102

L45G



L50G



Service

Filling capacities:

Fuel tank	l	150
Engine oil	l	14
Engine coolant	l	20
Hydraulic tank	l	95
Transmission oil	l	Low-/High-speed version: 1,2 / 2,2
Front axle oil	l	Low-/High-speed version: 17,5 / 17,0
Rear axle oil	l	Low-/High-speed version: 17,5 / 18,3

Drivetrain

Transmission

The hydrostatic transmission is an infinitely variable transmission. The speed gears limit the max. travel speed within the range - without any tractive power interruption. Maximum rimpull is available in all gears, regardless of the driving direction.

Automatic regulation ensures easy operation. Load limiting control protects the engine when additional power is requested by working hydraulics and auxiliary power take-off. No overheating in overload conditions.

Axles: Volvo fully floating axle shafts with hub planetary reductions and cast steel axle housing. Fixed front axle and oscillating rear axle, self-lubricated. 100% differential lock on both axles.

Drivetrain L45G, L50G

Travel speeds (Forward / Reverse)

Low-speed version	1st gear	km/h	0 - 5
	2nd gear	km/h	0 - 20
High-speed version (S)	1st gear	km/h	0 - 5
	2nd gear	km/h	0 - 17
	3rd gear	km/h	0 - 40
Angle of rear axle oscillation	°		±12
Oscillation at wheel	mm		360
at Track width	mm		1 730

Steering

Steering system: Load sensing hydrostatic articulated steering.

System supply: The steering system has priority feed from the load-sensing axial piston pump with variable displacement.

Steering cylinders: Two double-acting cylinders. Elastic end-stops.

L45G, L50G

Steering cylinders		2
Working pressure	Mpa	17,5
Maximum flow	l/min	70
Max articulation	°	±40

Linkage

	L45G	L50G	
Linkage system		TP	
Lift cylinders		2	
Tilt cylinders		1	
Lift time (loaded)	s	5,3	6,4
Lowering time (empty)	s	3,2	3,9
Dump time	s	1,1	1,6

Electrical system

Contronic electrical system with central warning light and buzzer, providing clear and easy to read information to the operator. LCD display with main and sub information field, adjustable to various languages.

Display information in three categories: Information on continuous operating data, Check requests (based on vehicle and error messages) and Warning (with alarm texts).

Additional audible warning by a buzzer. Indicator and activation lights for various control and monitoring functions.

Gauges for Fuel tank level, hydraulic oil temperature and engine temperature.

Keypad also provides display navigation on the central instrument. Direct access buttons for Engine, Transmission, Hydraulics, Axles & Brakes, Electric, Machine, Vehicle messages, Service and Setup. Antitheft equipment optional.

L45G, L50G

Voltage	V	24
Batteries	V	2x12
Battery capacity	Ah	2x100
Cold cranking capacity, approx	A	830
Alternator rating	W/A	3 080/110
Starter motor output	kW (hp)	5,5 (7,5)

Brake system

Service brake: Reliable wet disc brakes with nitrogen-charged accumulators.

Low-speed version: Single circuit on rear axle

High-speed version (S): Dual circuit on front and rear axle

Secondary brake:

Low-speed version: Hydrostatic retardation

High-speed version (S): Dual circuit and hydrostatic retardation

Inching-brake pedal:

Hydraulic inching brake pedal provides hydrostatic braking for precise control of travel speed and service brake application.

1st stage: Wearless hydrostatic braking (inching)

2nd stage: Service brake application

Parking brake:

Dry disc brake on input shaft of front axle.

Standard: The brake system complies with the requirements of ISO 3450

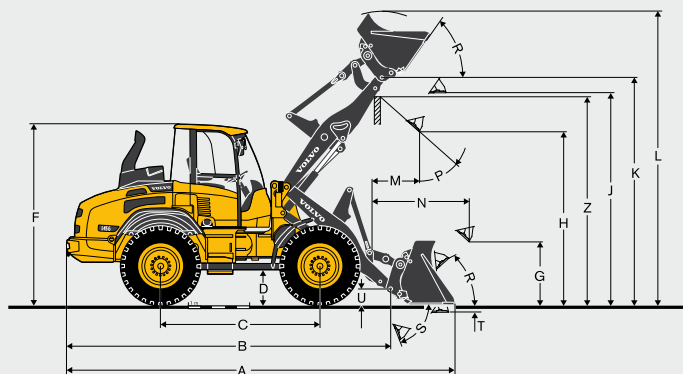
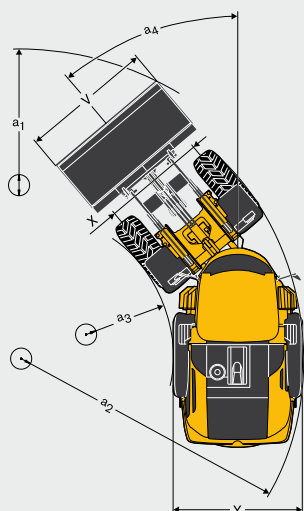
L45G

Number of brake discs per wheel front/rear		1/1
Accumulators	l	3x0,5
Accumulators for parking brake		1x0,5

L50G

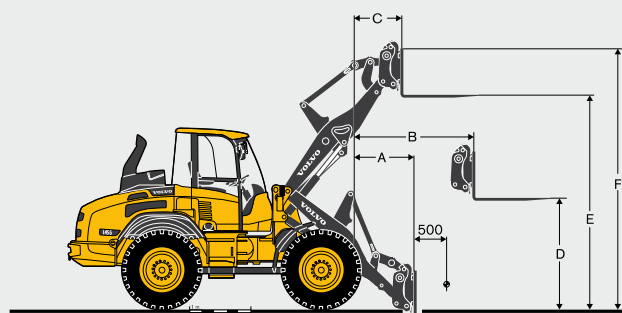
Number of brake discs per wheel front/rear		front 1
Accumulators	l	2x0,5, 1x1,0
Accumulators for parking brake		1x1,0

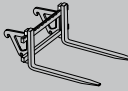
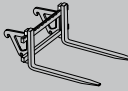
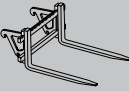
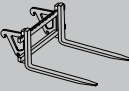
SPECIFICATIONS L45G.









L45G







		With TP-linkage, TPV attachment bracket and 15.5-25 tires	With TP-linkage, TPZ attachment bracket and 15.5-25 tires
B	mm	5 320	5 325
C	mm	2 650	2 650
D	mm	395	395
F	mm	2 950	2 950
G	mm	1 000	1 000
J	mm	3 430	3 430
K	mm	3 685	3 685
O	°	55	55
P	°	45	45
R	°	45	45
S	°	75	75
U	mm	255	255
X	mm	1 750	1 750
Y	mm	2 150	2 150
Z	mm	3 445	3 360
a ₂	mm	4 745	4 745
a ₃	mm	2 555	2 555
a ₄	°	40	40



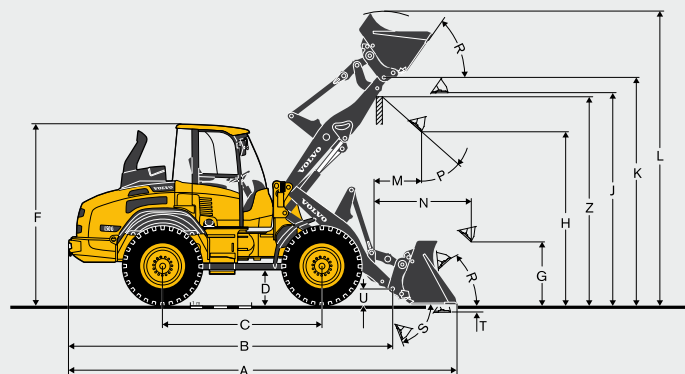
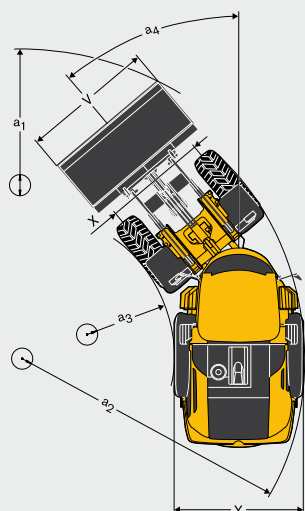
With Loading Fork			TPV attachment bracket	TPV Attachment bracket Long Boom	TPZ attachment bracket	TPZ Attachment bracket Long Boom
						
Center of gravity 500 mm						
A	mm		785	1 135	650	1 020
B	mm		1 475	1 745	1 375	1 645
C	mm		650	825	550	725
D	mm		1 705	1 705	1 740	1 740
E	mm		3 490	3 695	3 530	3 735
F	mm		4 225	4 430	4 265	4 470
Tipping load full turn (ISO 1 4397)		kg	4 420	3 920	4 670	4 170
Working load acc. to EN 474-3, 60/80 %		kg	2 650 / 3 530	2 350 / 3 130	2 800 / 3 730	2 500 / 3 330
Working load 80%, transport position, 40 deg. and full turn		kg	4 000		4 000	

L45G

With TP-Linkage, TPV attachment bracket (welded version) and 15.5-25 tires		GENERAL PURPOSE		LIGHT MATERIAL		4-in-1	High-Tip	LONG BOOM
								
Capacity heaped	m ³	1,4	1,5	1,8	2,0	1,2	2	-
Material density	m ³	1 800	1 700	1 400	1 200	1 900	1 000	-300
Static tipping load, straight (ISO 14397)	kg	5 970	5 930	5 780	5 670	5 650	4 950	-
Static tipping load, full turn 40° (ISO 14397)	kg	5 290	5 250	5 120	5 020	5 000	4 370	-640
Hydraulic lifting capacity, max.	kN	70	69,4	67,5	66	66,5	57,5	-
Breakout force	kN	62	59,7	53	48	66	-	-
A Total length	mm	6 350	6 385	6 505	6 615	6 295	6 955	-
L Lift height, max.	mm	4 740	4 790	4 810	4 940	4 815	5 695	+200
V Bucket width	mm	2 250	2 250	2 250	2 250	2 250	2 250	-
a ₁ Clearance circle	mm	1 0300	1 0320	1 0390	1 0460	1 0305	1 0675	-
T Digging depth	mm	85	85	85	85	120	95	-
H Dump height, 45°	mm	2 800	2 780	2 690	2 610	2 790	4 230	+200
M Reach at max. height	mm	930	945	1 025	1 100	815	1 490	+170
N Reach, max.	mm	1 750	1 770	1 850	1 925	1 640	2 670	+270
Operating weight	kg	8 630	8 650	8 660	8 690	8 850	9 090	-

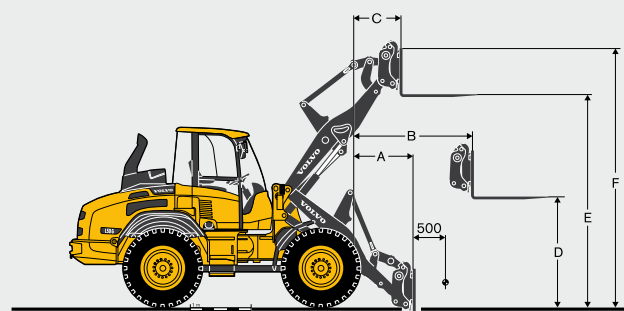
With TP-Linkage, TPZ attachment bracket and 15.5-25 tires		GENERAL PURPOSE		LIGHT MATERIAL		4-in-1	High-Tip	LONG BOOM
								
Capacity heaped	m ³	1,5	1,6	1,8	2,0	1,3	2	-
Material density	m ³	1 800	1 600	1 400	1 300	1 900	1 100	-300
Static tipping load, straight (ISO 14397)	kg	6 170	6 120	6 020	5 890	6 050	5 260	-
Static tipping load, full turn 40° (ISO 14397)	kg	5 450	5 420	5 330	5 210	5 350	4 650	-640
Hydraulic lifting capacity, max.	kN	73,5	72,5	71,3	69,5	72	62	-
Breakout force	kN	63,5	60,5	55,5	50	65	-	-
A Total length	mm	6 330	6 335	6 415	6 525	6 270	6 825	-
L Lift height, max.	mm	4 725	4 750	4 820	4 890	4 730	5 610	+200
V Bucket width	mm	2 250	2 250	2 250	2 250	2 250	2 250	-
a ₁ Clearance circle	mm	1 0265	1 0285	1 0335	1 0400	1 0225	1 0590	-
T Digging depth	mm	90	90	90	90	45	80	-
H Dump height, 45°	mm	2 840	2 815	2 755	2 675	2 865	4 140	+200
M Reach at max. height	mm	870	900	955	1 030	850	1 370	+170
N Reach, max.	mm	1 700	1 725	1 780	1 855	1 670	2 540	+240
Operating weight	kg	8 600	8 620	8 610	8 640	8 830	9 030	-

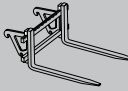
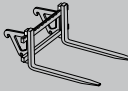
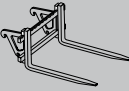
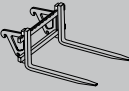
SPECIFICATIONS L50G.



L50G







		With TP-linkage, TPV attachment bracket and 17.5-25 tires	With TP linkage, TPZ attachment bracket and 17,5-25 tires
B	mm	5 380	5 385
C	mm	2 650	2 650
D	mm	435	435
F	mm	2 980	2 980
G	mm	1 000	1 000
J	mm	3 525	3 525
K	mm	3 780	3 780
O	°	54	55
P	°	45	45
R	°	44	45
S	°	76	75
U	mm	255	255
X	mm	1 730	1 730
Y	mm	2 190	2 190
Z	mm	3 535	3 455
a ₂	mm	4 760	4 760
a ₃	mm	2 540	2 540
a ₄	°	40	40



With Loading Fork		TPV attachment bracket	TPV Attachment bracket Long Boom	TPZ attachment bracket	TPZ Attachment bracket Long Boom
					
Center of gravity 500 mm					
A	mm	800	1 060	670	945
B	mm	1 505	1 705	1 400	1 600
C	mm	655	785	555	685
D	mm	1 745	1 745	1 780	1 780
E	mm	3 585	3 735	3 620	3 770
F	mm	4 320	4 470	4 355	4 505
Tipping load full turn (ISO 14397)	kg	4 810	4 410	5 100	4 700
Working load acc. to EN 474-3, 60/80 %	kg	2 880 / 3 840	2 640 / 3 520	3 060 / 4 000	2 820 / 3 760
Working load 80%, transport position, 40 deg. and full turn	kg	4 000		4 000	

L50G

With TP-linkage,
TPV attachment bracket
(cast version)
and 17.5-25 tires

		GENERAL PURPOSE		LIGHT MATERIAL		4-in-1	High-Tip	LONG BOOM
								
Capacity heaped	m ³	1,5	1,6	1,8	2,0	1,4	2,3	-
Material density	m ³	1 900	1 700	1 500	1 300	1 900	1 000	-250
Static tipping load, straight (ISO 14397)	kg	6 560	6 510	6 400	6 290	6 080	5 550	-
Static tipping load, full turn 40° (ISO 14397)	kg	5 810	5 750	5 670	5 570	5 390	4 910	-510
Hydraulic lifting capacity, max.	kN	86,5	86	84,5	83	81,5	73	-
Breakout force	kN	72	69	64	58	65	-	-
A Total length	mm	6 460	6 495	6 580	6 690	6 560	7 030	-
L Lift height, max.	mm	4 880	4 900	4 980	5 235	4 905	5 915	+150
V Bucket width	mm	2 250	2 250	2 250	2 250	2 250	2 250	-
a ₁ Clearance circle	mm	1 0360	1 0385	1 0435	1 0505	1 0475	1 0740	-
T Digging depth	mm	95	95	95	95	130	105	-
H Dump height, 45°	mm	2 865	2 845	2 775	2 695	2 745	4 330	-
M Reach at max. height	mm	965	1 000	1 040	1 115	965	1 505	+130
N Reach, max.	mm	1 810	1 830	1 890	1 970	1 810	2 710	+200
Operating weight	kg	9 410	9 430	9 420	9 450	9 670	9 890	-

EQUIPMENT.

STANDARD EQUIPMENT

	L45G	L50G
Engine		
Diesel engine, direct fuel injection	•	•
Extra fuel filter	•	•
Cold start aid	•	•
Dry-type air filter	•	•
Preparation for pre-cleaner	•	•
Filtration screens on air inlets	•	•
Electrical system		
Alternator 110 A	•	•
Lighting		
Main head lights (halogen) upper/dipped/asymmetrical	•	•
Working lights (2 front/2 rear)	•	•
Parking lights	•	•
Rear lights	•	•
Brake lights	•	•
Direction indicators	•	•
Hazard warning lights	•	•
Reversing lights	•	•
Cab lighting	•	•
Instrumentation & controls		
Multi-function joystick	•	•
24 Volt accessories socket	•	•
Forward horn	•	•
Hazard warning switch	•	•
Safety start	•	•
Electronic Information System		
Analog information for:		
Fuel level	•	•
Engine temperature	•	•
Drive system oil temperature	•	•
LED-illuminated symbols (colour-coded) for:		
Direction (forward/reverse)	•	•
Indicators (left/right)	•	•
Pre-heater (option)	•	•
Main beam head lamp	•	•
Differential locks	•	•
Boom suspension system (option)	•	•
Loading fork operation (option)	•	•
LED-illuminated symbols (red) with acoustic signal for:		
Parking brake	•	•
Air filter restriction	•	•
Drive system oil temperature	•	•
Engine temperature	•	•
Engine oil pressure	•	•
Battery charging	•	•
Return filter	•	•
Robust switches with symbols and integrated LEDs for:		
Parking lights	•	•
Working lights (front/rear)	•	•
Windscreen wiper (rear)	•	•
Rotating beacon (option)	•	•
Boom suspension system on/off (option)	•	•
Locking and activation of Volvo-attachment bracket	•	•
Activation of multi-function joystick for directional change	•	•
Digital LED display activated by dual function keys for:		
Entry and retrieval of operating information	•	•
Optional anti-theft function control	•	•
Drivetrain		
Hydrostatic drive	•	•
Operator-selected 100% differential locks in both axles	•	•
Hydraulic system		
Load-Sensing Hydraulics	•	•
Axial piston pump	•	•
Control valve three-spool system	•	•
3rd hydraulic circuit and couplings	•	•
Cab, Exterior		
ROPS/FOPS-cab with flexible mountings	•	•
Lockable door	•	•
All-round tinted safety glass	•	•
Windscreen wiper (front/rear)	•	•
Windscreen washer (front/rear)	•	•
Door stops	•	•
External rear view mirrors (right/left)	•	•
Cab filtration system	•	•
Cab, Interior		
4-way adjustable operator's seat	•	•
Air conditioner	•	•
Heater with air-filter and defroster (front/rear)	•	•
Adjustable steering column Left armrest	•	•
Seat belt	•	•
Sunvisor	•	•
Cab filtration	•	•
Hook for coat	•	•
Cup holder	•	•
Emergency hammer	•	•

	L45G	L50G
Cab, Interior		
Storage box in the cab	•	•
Rear view mirrors (left/right)	•	•
Working Equipment		
Automatic bucket leveller	•	•
Hydraulic quick-change attachment bracket	•	•
Carriage Body		
Fenders (front/rear)	•	•
Fender extensions (optional)	•	•
Lockable engine hood	•	•
Lockable fuel-tank cap	•	•
Vertical exhaust	•	•
Towing device	•	•
Lifting eyes	•	•
International Standards for Machines and Production		
Quality: DIN/ISO 9001	•	•
Safety: CE - Criteron	•	•
Machine guide-lines 2006/42/EC	•	•
ROPS ISO 3471	•	•
FOPS ISO 3449	•	•
Operating weight ISO 7131	•	•
Tipping load / Payload: ISO 14397-1	•	•
EMC (Electromagnetic Compatibility)	•	•
89/336/EEC plus supplement	•	•
Environment: DIN/ISO 14001	•	•
Sound regulation: 2000/14/EC	•	•

OPTIONAL EQUIPMENT (Standard on certain markets)

	L45G	L50G
Service		
Wheel chock	•	•
Tool Kit	•	•
Central Lub unit (Volvo)	•	•
Engine		
Handthrottle	•	•
Reversible cooling fan	•	•
Turbo II Prefilter	•	•
Air pre-cleaner, oil-bath type	•	•
Tropical cooling	•	•
Block heater, engine	•	•
Fuel preheater	•	•
Electrics		
Rotating beacon foldable	•	•
Prep. rotating beacon magnetic	•	•
Rev. alarm audible switchable	•	•
Reverse alarm audible	•	•
Rev. alarm audio_vis. Switchable	•	•
Anti theft device	•	•
Rear lights protection	•	•
Headlights protection	•	•
Working lights guards, front/rear	•	•
Xenon work lights front/rear	•	•
Care Track GSM	•	•
Care Track Satellite	•	•
Elevated headlights 350 mm	•	•
Road light equipm. width 2.5 m	•	•
Power outlet 12 V	•	•
Rotating beacon. magnet.	•	•
Cab		
Door all glass	•	•
Foldable r.h. window	•	•
Split door	•	•
Seat fab air/susp heat	•	•
Seat mec/susp	•	•
Radio preparation 12 V	•	•
Radio	•	•
Heated rearview mirrors	•	•
Rearview mirrors inside cab	•	•
1 lever ctrl incl. 3rd hyd func	•	•
3 lever ctrl	•	•
4 lever ctrl incl. 4th hyd. function	•	•
Seat belt 3"	•	•
Comfort drive control (CDC)	•	•

OPTIONAL EQUIPMENT (Standard on certain markets)

	L45G	L50G
Hydraulics		
Hyd oil mineral VG46 HV	•	•
Hydr. Couplings	•	•
Boom suspension system	•	•
Tilt speed limiter mechanical	•	•
Boom kickout	•	•
4th function	•	•
Tilt control	•	•
Hyd oil BIOSynth VG46 HLP PA	•	•
Hyd oil mineral VG68 HV	•	•
Safety valve for tilt cylind.	•	•
Hyd oil mineral VG32 HV	•	•
Extra oil ret line via filter	•	•
Other		
Colour Level 1 (yellow parts)	•	•
Preparation for licence plate	•	•
Side marking reflectors	•	•
SMV warning triangle	•	•
Trailer socket	•	•
Belly guards, front/rear	•	•
Windshield guard, rear	•	•
Windshield guard, front	•	•
Protect.wax coating incl cyl	•	•
Engine hood protection	•	•
Colour Level 1+2	•	•
Auto Engine Shutdown_L45/50F	•	•
GY TL-3A+ 17.5 R25	•	•
Removable rear left fender	•	•
Tires		
Front Mudflaps	•	•
MI 17.5R25 XHA	•	•
MI 15.5R25 XHA	•	•
GY 15.5-25 SGL	•	•
Mudguard extension 75 mm	•	•
Extended mudflaps	•	•
GY 17.5-25 SGL	•	•
GY 17.5R25 RT-3B	•	•
NO 540/65R24 TRI2	•	•
BR 17.5R25 VSW B2,25	•	•
MI 15.5R25 XMINE-D2	•	•
Wheels for transport only	•	•
MI 500/70 R24 XMCL	•	•
NO 440/80R24 TRI 2	•	•
MI 17.5R25 XMINE-D2	•	•
TR 600/55-26.5 T421	•	•
MI 17.5R25 XHA B2,4	•	•
BR 15.5R25 VUT	•	•
MI 15.5R25 XHA B2,4	•	•
GY 17.5R25 RT-3B B2,4	•	•
GY 550/65R25 GP-3D	•	•
MI 17.5R25 XHA SPW	•	•
High flow 125 l/min		
Long boom		

ATTACHMENTS

	L45G	L50G
Buckets		
Straight with teeth and bolt on edges		
High tipping		
Light material		
Multi purpose Grading		
Clamp		
Other attachments		
Log grapples		
Forks		
Material handling arm		

SELECTION OF VOLVO OPTIONAL EQUIPMENT

Boom Suspension System



Comfort Drive Control (CDC)



Hydraulic 3rd and 4th function



Tilting condenser



Automatic Lubrication System



High speed version



VOLVO CONSTRUCTION EQUIPMENT

Volvo Construction Equipment is different. Our machines are designed, built and supported in a different way. That difference comes from an engineering heritage of over 180 years. A heritage of thinking first about the people who actually use the machines. About how to help them be safer, more comfortable, more productive. About the environment we all share. The result of that thinking is a growing range of machines and a global support network dedicated to helping you do more. People around the world are proud to use Volvo.

Not all products are available in all markets. Under our policy of continuous improvement, we reserve the right to change specifications and design without prior notice. The illustrations do not necessarily show the standard version of the machine.

VOLVO

Volvo Construction Equipment
www.volvoce.com

Ref. No 20029468-D
2013.11
Volvo, Global Marketing

English-21
CWL